



Download from
Dreamstime.com

This watermarked comp image is for previewing purposes only.



ID 2468711

© Milan Surkala | Dreamstime.com




[Miniconda Download For Mac](#)

Miniconda — Conda

Secure <https://conda.io/miniconda.html>

Miniconda

Fork me on GitHub

	 Windows	 Mac OS X	 Linux
Python 3.6	64-bit (exe installer) 32-bit (exe installer)	64-bit (bash installer)	64-bit (bash installer) 32-bit (bash installer)
Python 2.7	64-bit (exe installer) 32-bit (exe installer)	64-bit (bash installer)	64-bit (bash installer) 32-bit (bash installer)

We also offer [Miniconda with Python 3.6 for Power8](#) and [Miniconda with Python 2.7 for Power8](#).
See the [Quick install](#) page for installation instructions.

Miniconda3-latest...exe Show all

[Miniconda Download For Mac](#)



Download from
Dreamstime.com

This watermarked comp image is for previewing purposes only.



ID 2468711

© Milan Surkala | Dreamstime.com

Note If you run into any problems during the install process, check out the Troubleshooting section.. Installation: Miniconda This video details how to download and install Miniconda.

1. [miniconda](#)
2. [miniconda tutorial](#)
3. [miniconda arm](#)

Python Miniconda Install Miniconda Mac Install Miniconda The easiest way to install Python and SciPy is with Anaconda, a free scientific Python distribution for Windows, Linux and Mac.. exe Run it and accept the default options during the installation Open Command Prompt from the Start menu.. Check out the Tutorial for some example scripts to get started To run a script file, e.

miniconda

miniconda, miniconda3, miniconda tutorial, miniconda windows, miniconda arm, miniconda python 3.9, miniconda mac, miniconda linux, miniconda create environment, miniconda docker [Dead And Buried \(Cooper Fry\) - Download 039:n 039: Read](#)

The following install guide will show you how to install the minimal version of Anaconda, Miniconda, and then install pybinding.. g example1 py, enter the following command: Linux\$. Enter the following command to install the scientific Python packages with Miniconda: The next command will download and install pybinding: That's it, all done.. To install Miniconda, follow these steps: Navigate to the Miniconda download page: Miniconda.. Select the Python 2.7 installer for your computer's operating system Locate the installer that you downloaded using Explorer (Windows) or Finder (Mac OS). [Fast And Furious 7 Dvdrip In Hindi Free Download](#)

Miniconda

	Windows	Mac OS X	Linux
Python 3.6	64-bit (exe installer) 32-bit (exe installer)	64-bit (bash installer)	64-bit (bash installer) 32-bit (bash installer)
Python 2.7	64-bit (exe installer) 32-bit (exe installer)	64-bit (bash installer)	64-bit (bash installer) 32-bit (bash installer)

We also offer [Miniconda with Python 3.6 for Power8](#) and [Miniconda with Python 2.7 for Power8](#).
See the [Quick install](#) page for installation instructions.

Miniconda3-latest...exe

[call duty black ops 3 instal di ram 4gb laptop](#)

miniconda tutorial

[Tom Odell Heal Download Mp3](#)

The Miniconda distribution is a lighter version that starts with fewer packages.. Windows¶Download the Miniconda Python 3 x installer: Miniconda3-latest-Windows-x86_64. [Sec S5pc210 Test B D Driver](#)

miniconda arm

[Mac Os X Drive Icons Location](#)

Additional packages can be installed using conda or pip We recommend installing in the default location, or at least a location that can be written to without admin privileges, so that additional packages can be installed. 6e4e936fe3 [كيفية تحميل نسخة ويندوز Xp](#)
[من النت بصيغة ISO](#)

6e4e936fe3

[Brother HL-6180dw Driver For Mac](#)